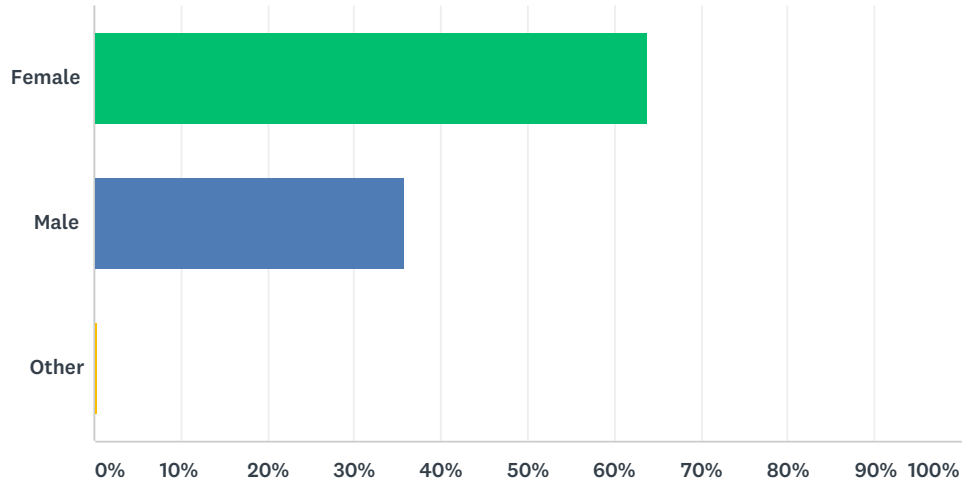


Q1 I identify as:

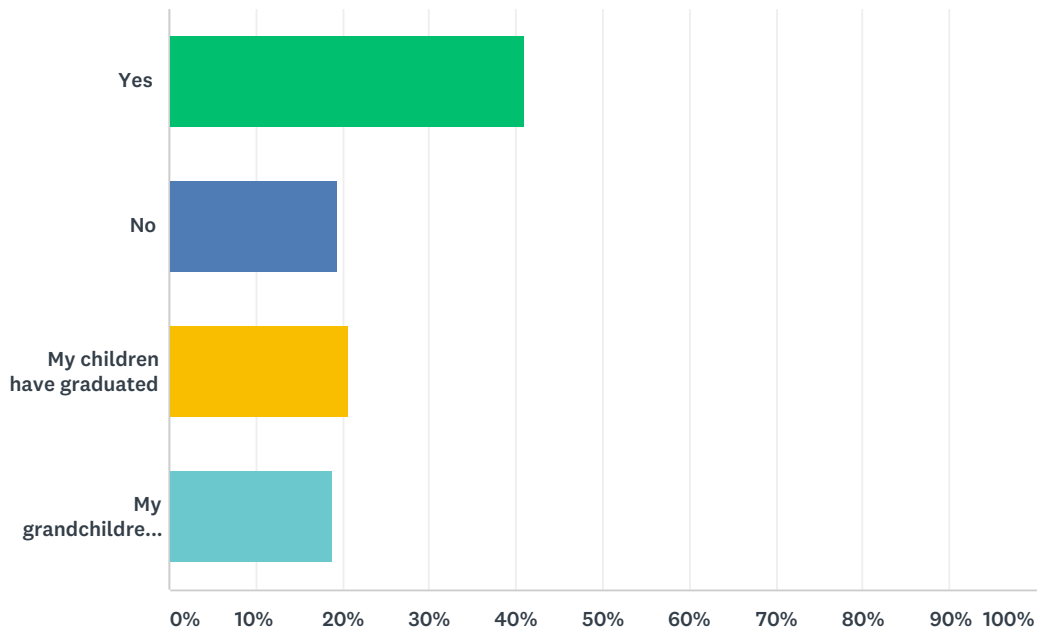
Answered: 251 Skipped: 0



ANSWER CHOICES	RESPONSES	
Female	63.75%	160
Male	35.86%	90
Other	0.40%	1
TOTAL		251

Q2 I have a child (or children) currently registered in the public school system (K-12):

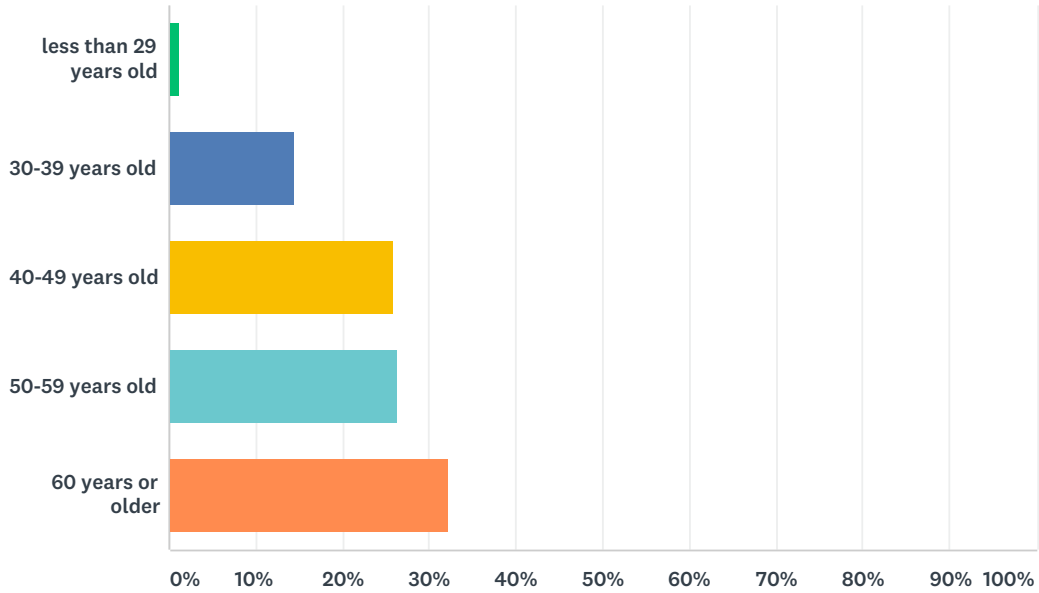
Answered: 251 Skipped: 0



ANSWER CHOICES	RESPONSES	
Yes	41.04%	103
No	19.52%	49
My children have graduated	20.72%	52
My grandchildren are in school (K-12)	18.73%	47
TOTAL		251

Q3 My current age is:

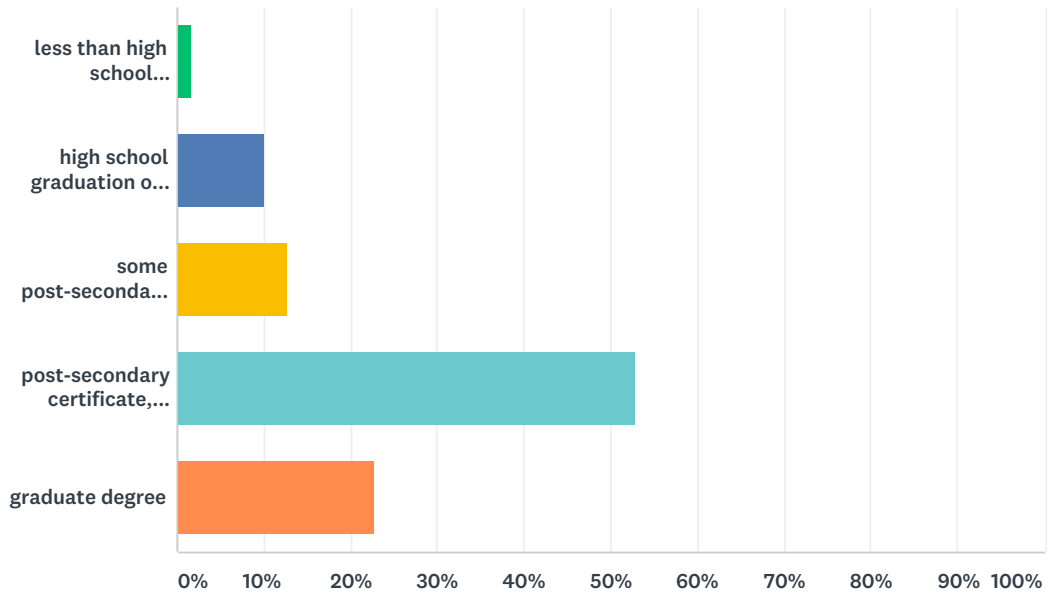
Answered: 251 Skipped: 0



ANSWER CHOICES	RESPONSES	
less than 29 years old	1.20%	3
30-39 years old	14.34%	36
40-49 years old	25.90%	65
50-59 years old	26.29%	66
60 years or older	32.27%	81
TOTAL		251

Q4 The highest level of schooling I have attained is:

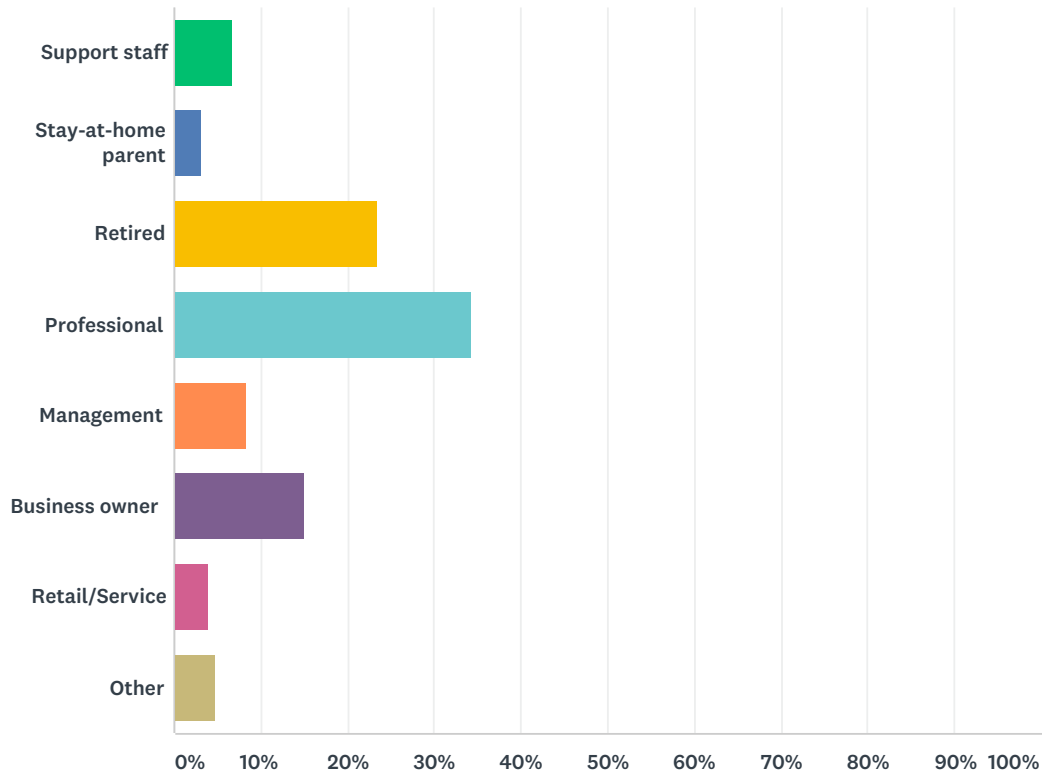
Answered: 251 Skipped: 0



ANSWER CHOICES	RESPONSES	
less than high school graduation	1.59%	4
high school graduation or equivalent	9.96%	25
some post-secondary education	12.75%	32
post-secondary certificate, diploma or undergraduate degree (e.g. trades certificate, college certificate or diploma, bachelor's degree)	52.99%	133
graduate degree	22.71%	57
TOTAL		251

Q5 I would classify my current occupation / industry as:

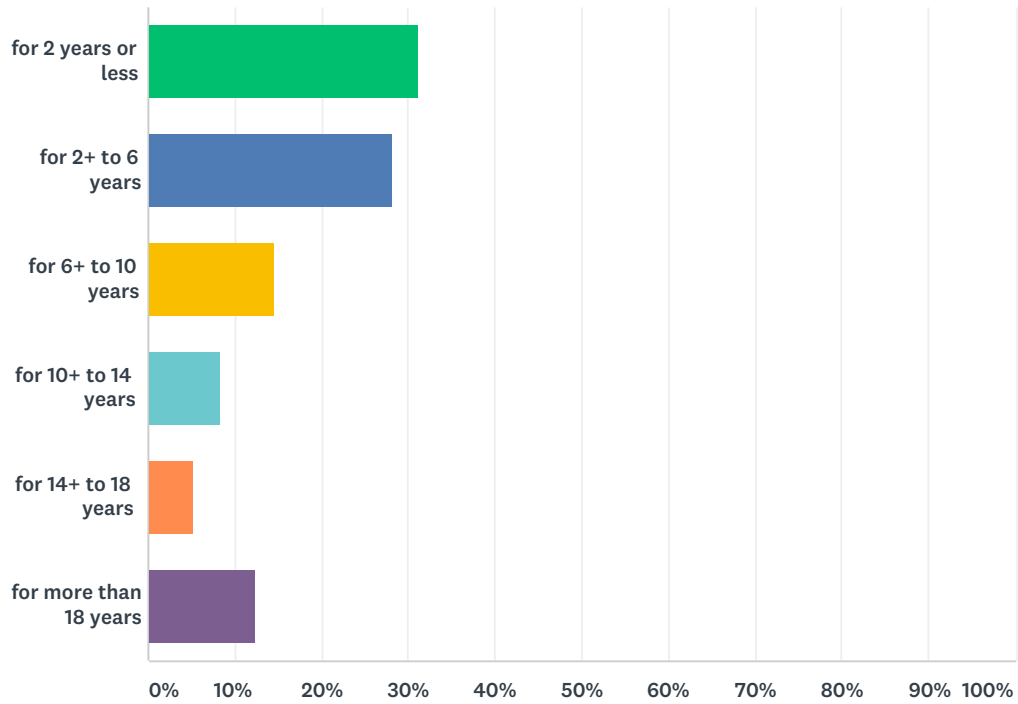
Answered: 251 Skipped: 0



ANSWER CHOICES	RESPONSES
Support staff	6.77% 17
Stay-at-home parent	3.19% 8
Retired	23.51% 59
Professional	34.26% 86
Management	8.37% 21
Business owner	15.14% 38
Retail/Service	3.98% 10
Other	4.78% 12
TOTAL	251

Q6 I have served as a school trustee:

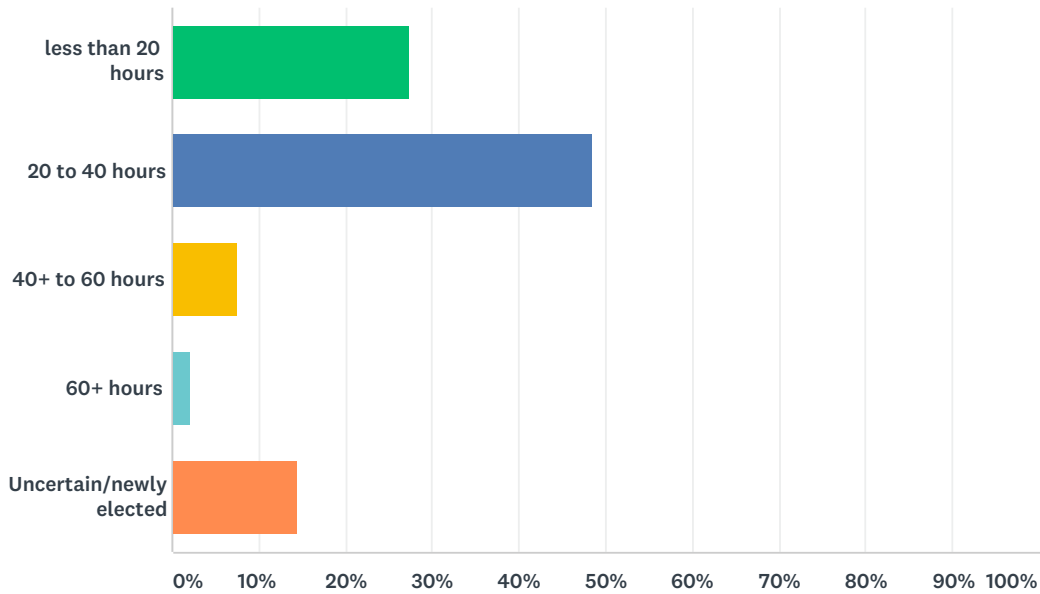
Answered: 251 Skipped: 0



ANSWER CHOICES	RESPONSES	
for 2 years or less	31.08%	78
for 2+ to 6 years	28.29%	71
for 6+ to 10 years	14.74%	37
for 10+ to 14 years	8.37%	21
for 14+ to 18 years	5.18%	13
for more than 18 years	12.35%	31
TOTAL		251

Q7 In an average month, I spend this many hours on school board-related duties (e.g. preparing for and attending board and committee meetings, representing the school board at public functions, etc.)

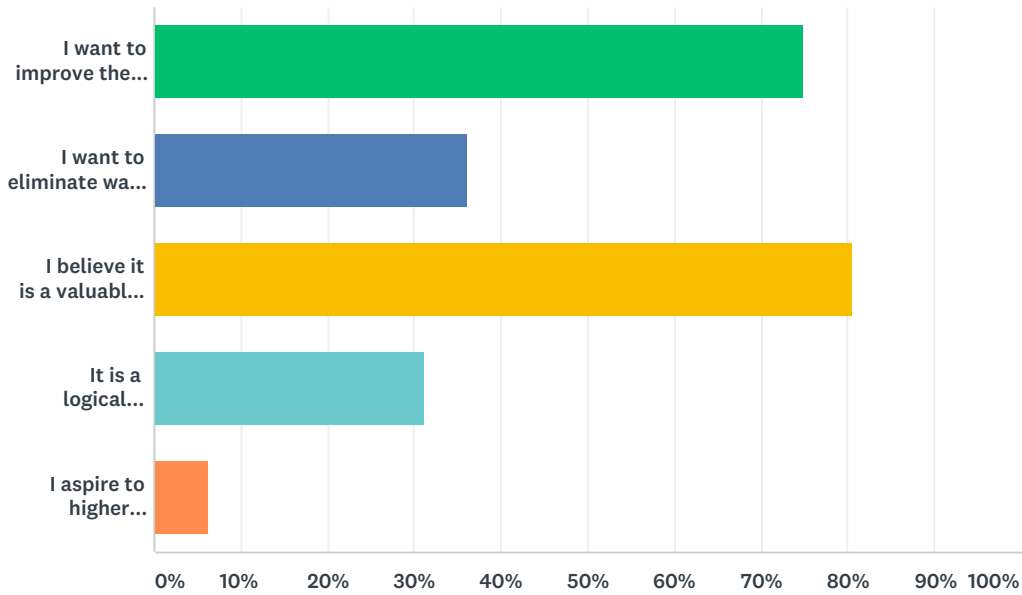
Answered: 251 Skipped: 0



ANSWER CHOICES	RESPONSES
less than 20 hours	27.49% 69
20 to 40 hours	48.61% 122
40+ to 60 hours	7.57% 19
60+ hours	1.99% 5
Uncertain/newly elected	14.34% 36
TOTAL	251

Q8 I am serving as a school trustee because (choose as many as apply):

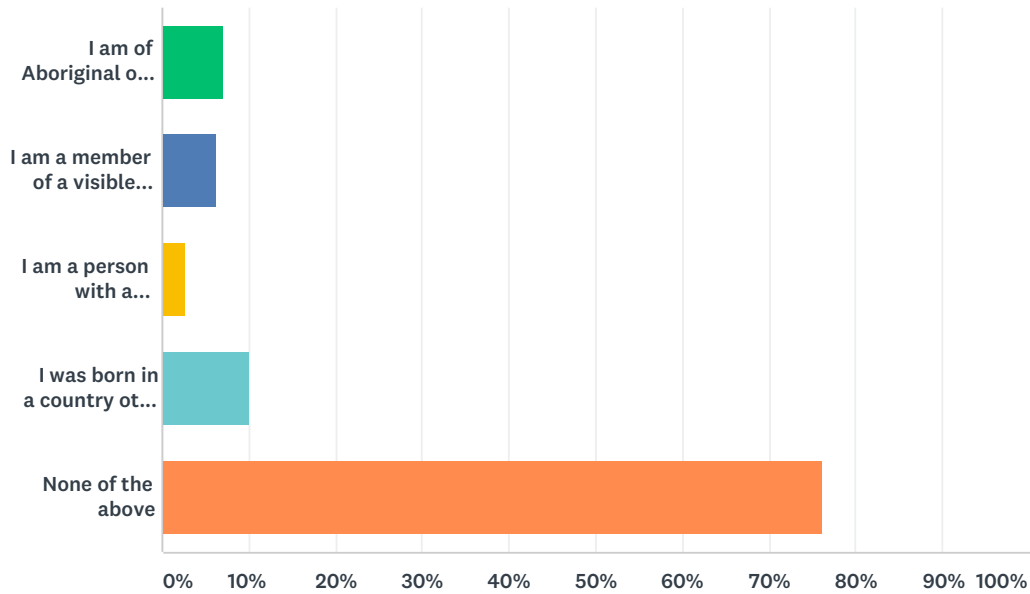
Answered: 251 Skipped: 0



ANSWER CHOICES	RESPONSES
I want to improve the school system for students	74.90% 188
I want to eliminate waste and encourage fiscal responsibility	36.25% 91
I believe it is a valuable way to serve my community	80.48% 202
It is a logical extension of my previous experience in the education system (e.g. as a teacher or other school staff member, PAC member, etc.)	31.08% 78
I aspire to higher political office	6.37% 16
Total Respondents: 251	

Q9 In consideration of school boards as diverse and representative organizations in Manitoba, which of the following statements best match your life circumstances (choose as many as apply.)

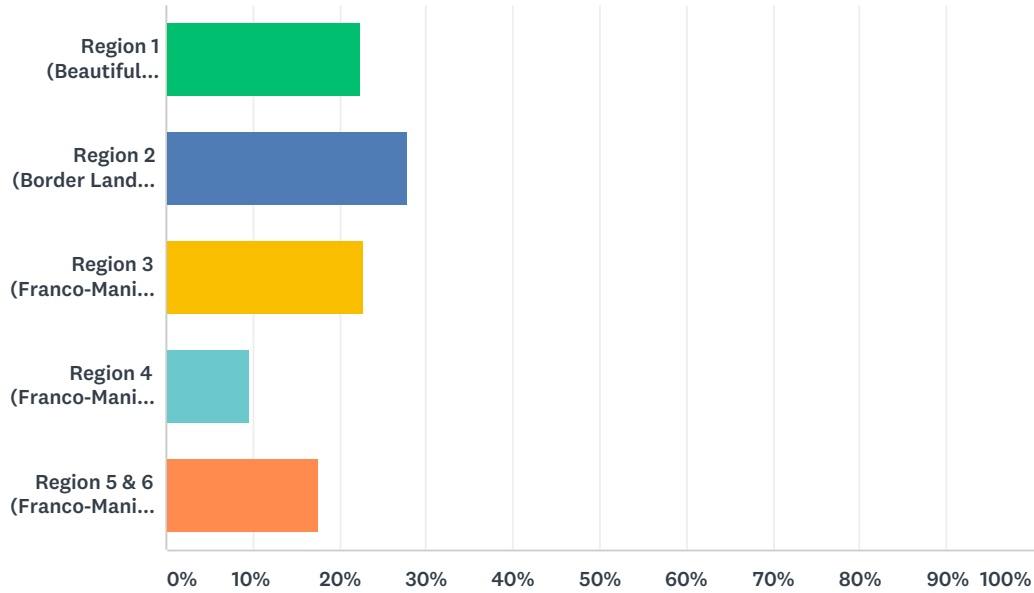
Answered: 251 Skipped: 0



ANSWER CHOICES	RESPONSES	
I am of Aboriginal or Indigenous ancestry	7.17%	18
I am a member of a visible minority	6.37%	16
I am a person with a disability	2.79%	7
I was born in a country other than Canada	9.96%	25
None of the above	76.10%	191
Total Respondents: 251		

Q10 What region do you serve in?

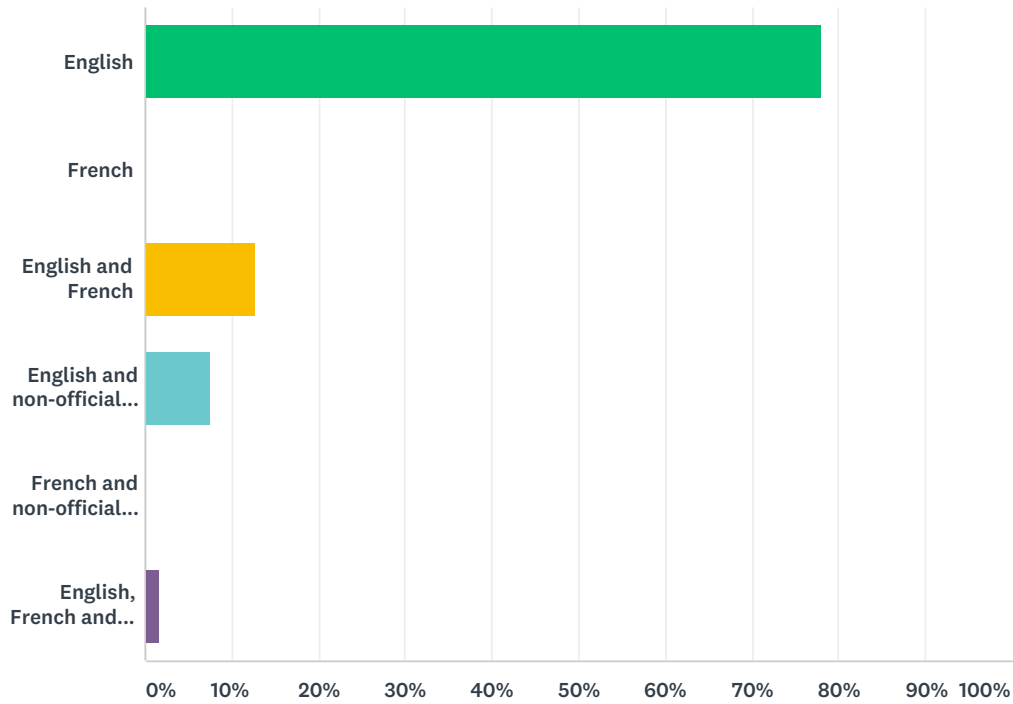
Answered: 251 Skipped: 0



ANSWER CHOICES	RESPONSES
Region 1 (Beautiful Plains, Brandon, Fort La Bosse, Mountain View, Park West, Rolling River, Southwest, Swan Valley, Turtle Mountain, Turtle River)	22.31% 56
Region 2 (Border Land, Franco-Manitobaine, Garden Valley, Pine Creek, Portage la Prairie, Prairie Rose, Prairie Spirit, Red River Valley, Western)	27.89% 70
Region 3 (Franco-Manitobaine, Evergreen, Hanover, Interlake, Lakeshore, Lord Selkirk, Seine River, Sunrise, Whiteshell)	22.71% 57
Region 4 (Franco-Manitobaine, Flin Flon, Frontier, Kelsey, Mystery Lake)	9.56% 24
Region 5 & 6 (Franco-Manitobaine, Louis Riel, Pembina Trails, River East Transcona, Seven Oaks, St. James-Assiniboia, Winnipeg)	17.53% 44
TOTAL	251

Q11 Which of the following best describes your language fluency?

Answered: 251 Skipped: 0



ANSWER CHOICES	RESPONSES	
English	78.09%	196
French	0.00%	0
English and French	12.75%	32
English and non-official language	7.57%	19
French and non-official language	0.00%	0
English, French and non-official language	1.59%	4
TOTAL		251